

North Carolina Health Information Portal

Community Care of North Carolina NC Community Health Information Portal

Map Data Chart Graph Resources NC Community Health Information Portal Search for a place on the map Print Tools Share

The North Carolina Community Health Information Portal (NC-HIP)

The North Carolina Community Health Information Portal (NC-HIP) is a catalyst to stimulate informed conversation and choices about the health and healthcare in our communities and in doing so, to cultivate healthy communities for everyone.

Note: This tool has been optimized for viewing in a recent version of Windows Internet Explorer or Firefox. If you are running any other browser or older versions, you may encounter problems with certain sections of the website.

If you are trying to access the password protected portal, please login [here](#).

Community Characteristics **Community Health Assessment**

Medicare/Medicaid Population Profile **Health System Performance: Medicare**

Health System Performance: Medicaid **CCNC Quality Improvement**

Select a topic. Roll over a topic to see a brief description

Community Care of North Carolina UNC HealthLandscape Robert Graham Center Community Care of Southern Piedmont

Primary Indicator

Select a topic

Community Characteristics Community Health Assessment

Medicare/Medicaid Population Profile Health System Performance: Medicare

Health System Performance: Medicaid CCNC Quality Improvement

Select an indicator (available after topic selected)

Select group/category

Basemaps and Optional Layers

Layer Controls

Login And Account Settings

Map Gallery Coming Soon

Esri International Users Conference

Sean Finnegan, MS, Sarah Lesesne, MSPH, Mark Carrozza, MA, Michael Topmiller, MS et al.
July 11, 2013

The Robert Graham Center

- ▶ The American Academy of Family Physician's Center for Policy Research
 - ▶ Editorial Independence
 - ▶ Primary Care Workforce and Maldistribution Studies
 - ▶ Cost of Practice Transformation
 - ▶ State level analysis for assessing health care shortages
 - ▶ Emphasis on geography and GIS.
 - ▶ Conduct analysis for a variety of online mapping and data display tools built by HealthLandscape L.L.C.
 - ▶ UDS Mapper
 - ▶ Residency Footprinting Mapper
 - ▶ Primary Care Physician Mapper
 - ▶ And Many More...

Purpose

- ▶ To be a catalyst and stimulate informed conversation and choices about health and healthcare for the communities in North Carolina.
- ▶ To provide a platform for Community Care of North Carolina's Networks, public health organizations, practices and physicians to assist in the improvement of health care delivery, outcomes and costs.

Data Sources

- ▶ US Census Bureau 2010
 - ▶ American Community Survey 2007-2011
- ▶ Robert Wood Johnson Foundation
 - ▶ Roadmap Indicators
- ▶ Healthy People 2020
- ▶ Health North Carolina 2020
- ▶ Centers for Disease Control
 - ▶ Behavioral Risk Factor Surveillance System

Data Sources Continued

- ▶ State Medicaid and Medicare Data
 - ▶ From all network enrolled practices
 - ▶ Aggregated to the County, Hospital Referral Regions, and practice level
 - ▶ Key Performance and Quality Indicators
 - ▶ Cost and Utilization Data

Landing Page, or Splash Screen

Community Care of North Carolina NC Community Health Information Portal

Map Data Chart Graph Resources NC Community Health Information Portal

Search for a place on the map Print Tools Share

The North Carolina Community Health Information Portal (NC-HIP)

The North Carolina Community Health Information Portal (NC-HIP) is a catalyst to stimulate informed conversation and choices about the health and healthcare in our communities and in doing so, to cultivate healthy communities for everyone.

Note: This tool has been optimized for viewing in a recent version of Windows Internet Explorer or Firefox. If you are running any other browser or older versions, you may encounter problems with certain sections of the website.

If you are trying to access the password protected portal, please login [here](#).

Community Characteristics **Community Health Assessment**

Medicare/Medicaid Population Profile **Health System Performance: Medicare**

Health System Performance: Medicaid **CCNC Quality Improvement**

Select a topic. Roll over a topic to see a brief description

Community Care of North Carolina UNC HEALTHCARE SYSTEM OF NORTH CAROLINA HealthLandscape ROBERT GRAHAM CENTER AAFP Center for Policy Studies Community Care of Southern Piedmont A Vision Community

NC Community Health Information Portal

Primary Indicator

Select a topic search

Community Characteristics Community Health Assessment

Medicare/Medicaid Population Profile Health System Performance: Medicare

Health System Performance: Medicaid CCNC Quality Improvement

Select an indicator (available after topic selected)

Select group/category

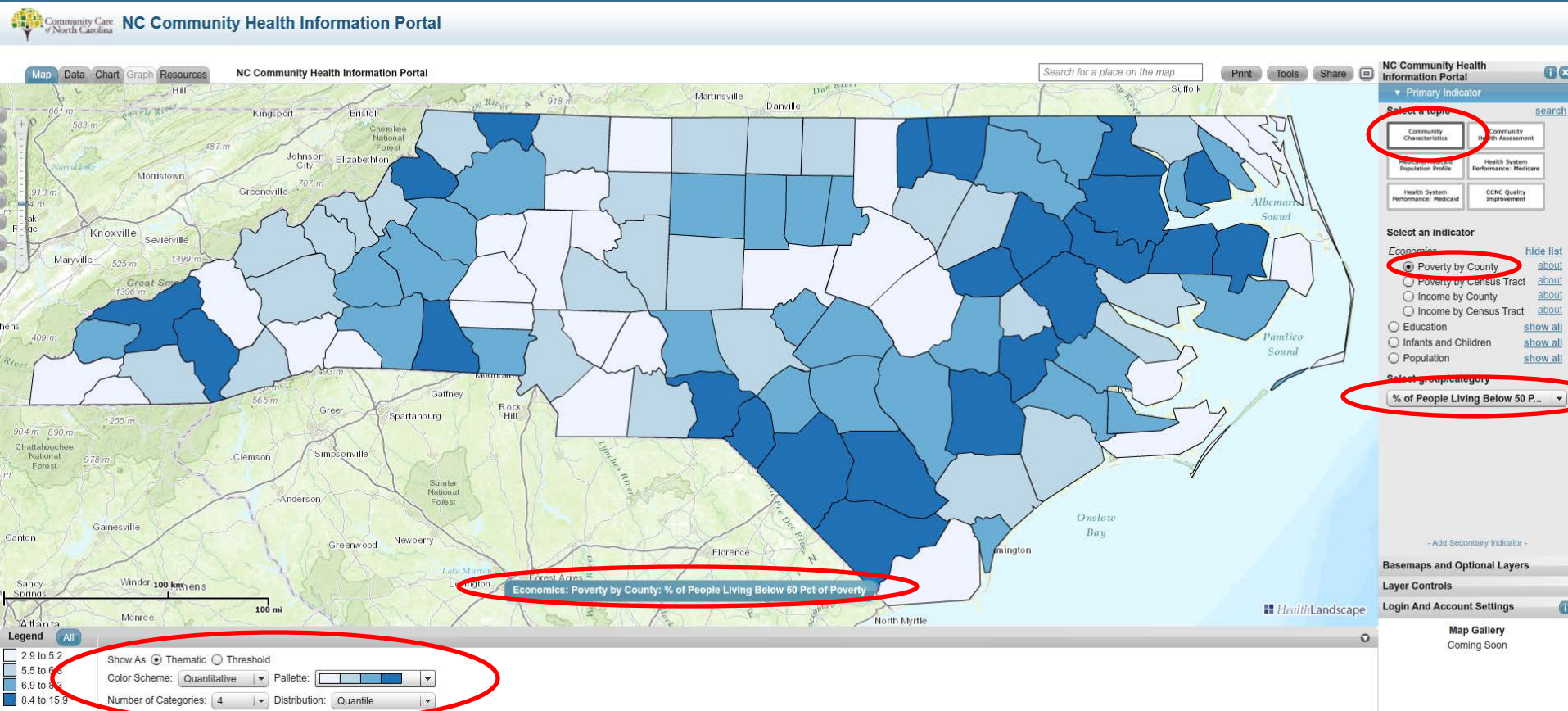
Basemaps and Optional Layers

Layer Controls

Login And Account Settings

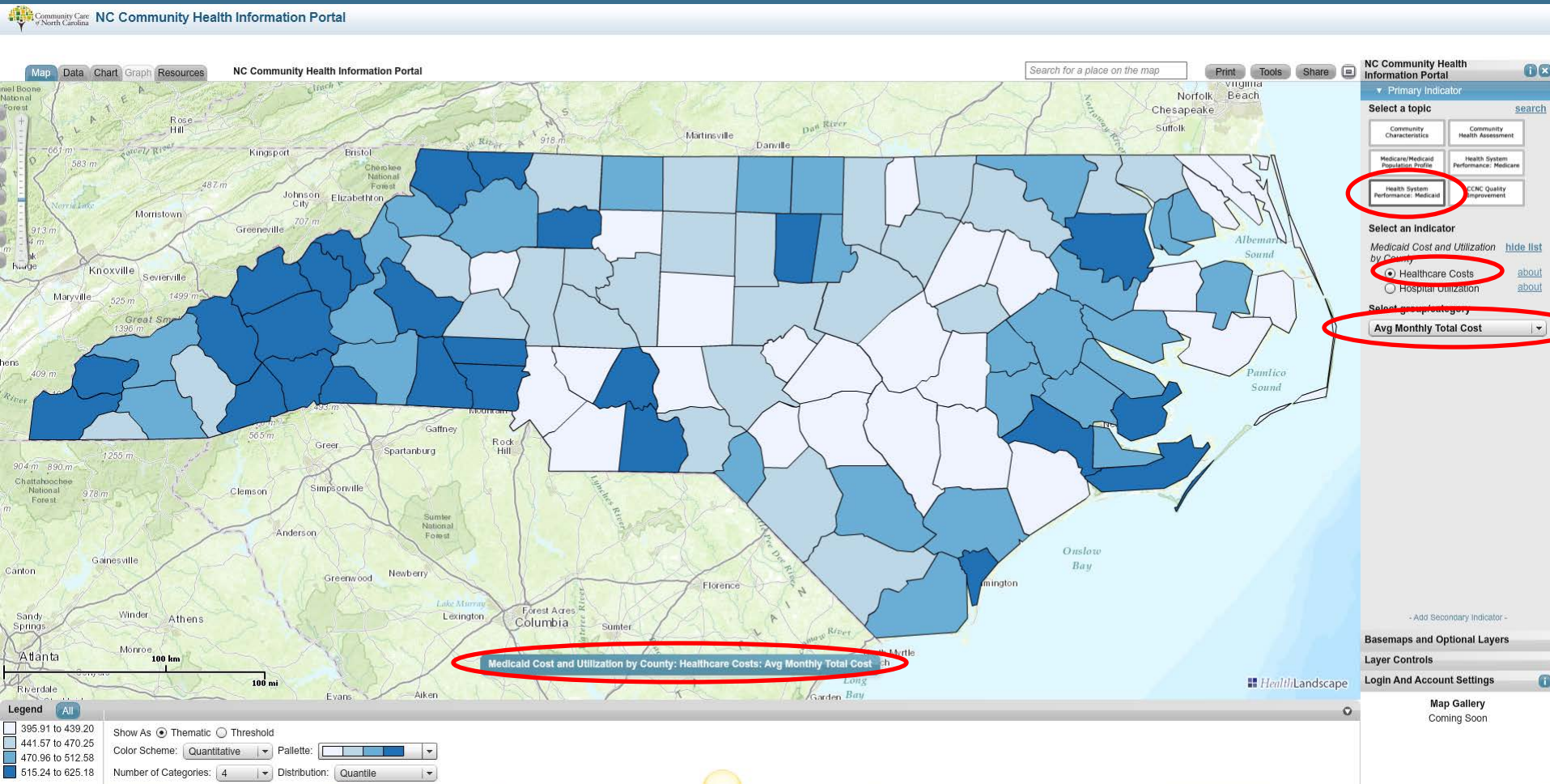
Map Gallery Coming Soon

Mapping Poverty



Geographic Variation in Medicaid Costs

Average Monthly Medicaid Costs by County



Data Tables

Average Monthly Medicaid Costs by County

Map **Data** Chart Graph Resources NC Community Health Information Portal

Print Tools Share **Export**

Medicaid Cost and Utilization by County: Healthcare Costs

Primary Indicator

Select a topic [search](#)

Community Characteristics Community Health Assessment

Medicaid/Medicaid Population Profile Health System Performance: Medicare

Health System Performance: Medicaid CCNC Quality Improvement

Select an Indicator

Medicaid Cost and Utilization [hide list](#) by County

☒ Healthcare Costs [about](#)

☐ Hospital Utilization [about](#)

Select group/category

Avg Monthly Total Cost

Client County	FIPS Code	Avg Monthly Total Cost	Avg Monthly Total Drug Cost	Avg Monthly MH Drug Cost	Avg Monthly DME Cost	Avg Monthly PCS Cost	Avg Monthly ED Cost	Avg Monthly Inpatient Cost	Avg Monthly LTC/SNF Cost	Avg Monthly MH/DD/SA Cost	Avg Monthly NON-MH/DD/SA Cost
ALAMANCE	37001	\$ 443.83	\$ 55.43	\$ 10.99	\$ 6.5	\$ 6.8	\$ 11.5	\$ 45.37	\$ 80.01	\$ 153.58	\$ 290.05
ALEXANDER	37003	\$ 426.62	\$ 69.95	\$ 14.27	\$ 6.12	\$ 3.14	\$ 12.88	\$ 41.53	\$ 72.21	\$ 109.93	\$ 316.69
ALLEGHANY	37005	\$ 571.99	\$ 74.39	\$ 16.19	\$ 10.78	\$ 17.18	\$ 25.02	\$ 48.96	\$ 128.7	\$ 179.81	\$ 392.18
ANSON	37007	\$ 567.6	\$ 65.22	\$ 11.1	\$ 7.92	\$ 28.11	\$ 18.32	\$ 47.75	\$ 123.81	\$ 199.56	\$ 368.03
ASHE	37009	\$ 554	\$ 80.97	\$ 13.2	\$ 9.7	\$ 1.83	\$ 13.8	\$ 43.53	\$ 124.57	\$ 142.8	\$ 411.2
AVERY	37011	\$ 476.61	\$ 75.78	\$ 15.82	\$ 9.49	\$ 2	\$ 17.81	\$ 47.98	\$ 61.31	\$ 120.67	\$ 355.94
BEAUFORT	37013	\$ 490.85	\$ 63.5	\$ 11.26	\$ 7.21	\$ 20.33	\$ 12.49	\$ 45.78	\$ 144.84	\$ 173.82	\$ 317.03
BERTIE	37015	\$ 526.35	\$ 48.84	\$ 9.48	\$ 6.63	\$ 34.99	\$ 20.4	\$ 45.56	\$ 127.48	\$ 149.63	\$ 378.72
BLADEN	37017	\$ 500.11	\$ 69.61	\$ 15.42	\$ 7.62	\$ 34.76	\$ 19.53	\$ 42.51	\$ 102.89	\$ 137.59	\$ 362.52
BRUNSWICK	37019	\$ 476.12	\$ 76.15	\$ 16.8	\$ 6.9	\$ 5.34	\$ 18.54	\$ 57.42	\$ 90.77	\$ 169.4	\$ 306.72
BUNCOMBE	37021	\$ 541.04	\$ 75.06	\$ 19.57	\$ 7.22	\$ 2.09	\$ 14.67	\$ 51.11	\$ 123.88	\$ 223.59	\$ 317.45
BURKE	37023	\$ 519.32	\$ 70.44	\$ 15.37	\$ 7.85	\$ 3.81	\$ 17.49	\$ 46.2	\$ 116.49	\$ 185.53	\$ 333.79
CABARRUS	37025	\$ 427.66	\$ 72.16	\$ 11.21	\$ 7.4	\$ 6.06	\$ 14.03	\$ 34.21	\$ 54	\$ 133.27	\$ 294.39
CALDWELL	37027	\$ 470.11	\$ 77.28	\$ 14.65	\$ 8.15	\$ 4.82	\$ 11.79	\$ 41.92	\$ 105.61	\$ 134.4	\$ 335.71
CAMDEN	37029	\$ 439.2	\$ 68.25	\$ 16.37	\$ 4.66	\$ 3.01	\$ 26.27	\$ 65.83	\$ 84.93	\$ 187.43	\$ 251.77
CARTERET	37031	\$ 533.9	\$ 67.73	\$ 21.37	\$ 6.9	\$ 2.01	\$ 14.18	\$ 51.55	\$ 128.85	\$ 164.33	\$ 369.57
CASWELL	37033	\$ 480.01	\$ 57.98	\$ 13.81	\$ 6.61	\$ 14.72	\$ 13.7	\$ 36.72	\$ 102.09	\$ 164.02	\$ 315.99
CATAWBA	37035	\$ 442.94	\$ 66.72	\$ 13.91	\$ 8.61	\$ 5.11	\$ 11.48	\$ 43.07	\$ 94.95	\$ 127.71	\$ 315.22
CHATHAM	37037	\$ 467.48	\$ 42.29	\$ 9.84	\$ 5.49	\$ 11.83	\$ 13.96	\$ 60.03	\$ 114.84	\$ 157.03	\$ 310.44
CHEROKEE	37039	\$ 595.21	\$ 137.08	\$ 14.17	\$ 8.38	\$ 2.28	\$ 10.21	\$ 55.45	\$ 116.43	\$ 199.85	\$ 404.36
CHOWAN	37041	\$ 512.22	\$ 51.32	\$ 13.44	\$ 4.69	\$ 16.31	\$ 22.86	\$ 42.96	\$ 148.41	\$ 178.17	\$ 334.04
CLAY	37043	\$ 464.46	\$ 70.24	\$ 14.16	\$ 7.34	\$ 7.4	\$ 9.54	\$ 31.88	\$ 119.35	\$ 157	\$ 307.46
CLEVELAND	37045	\$ 545.88	\$ 81.27	\$ 22.02	\$ 9.08	\$ 9.47	\$ 23.85	\$ 52.52	\$ 106.13	\$ 200.31	\$ 345.57

secondary indicator only available on map

Basemaps and Optional Layers

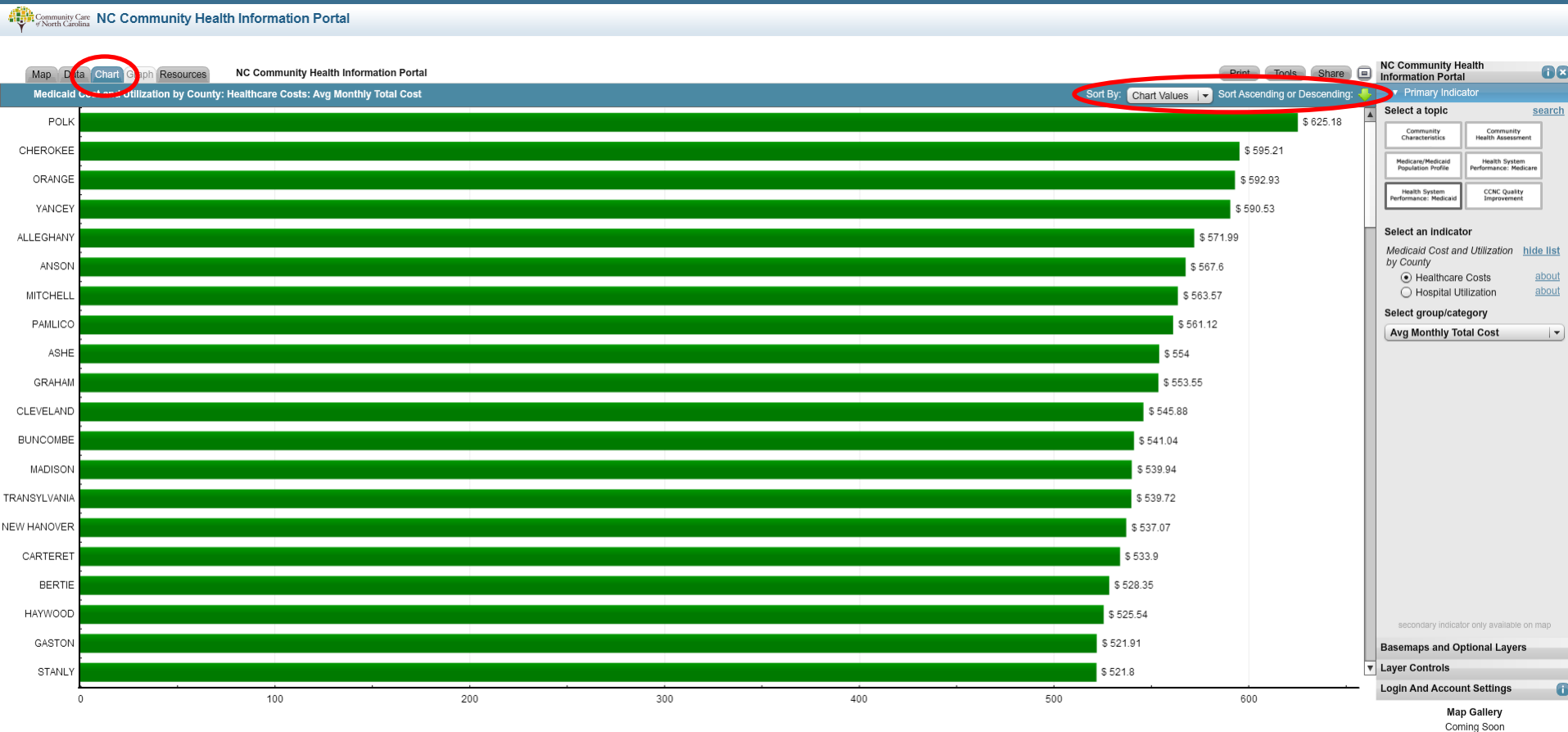
Layer Controls

Login And Account Settings

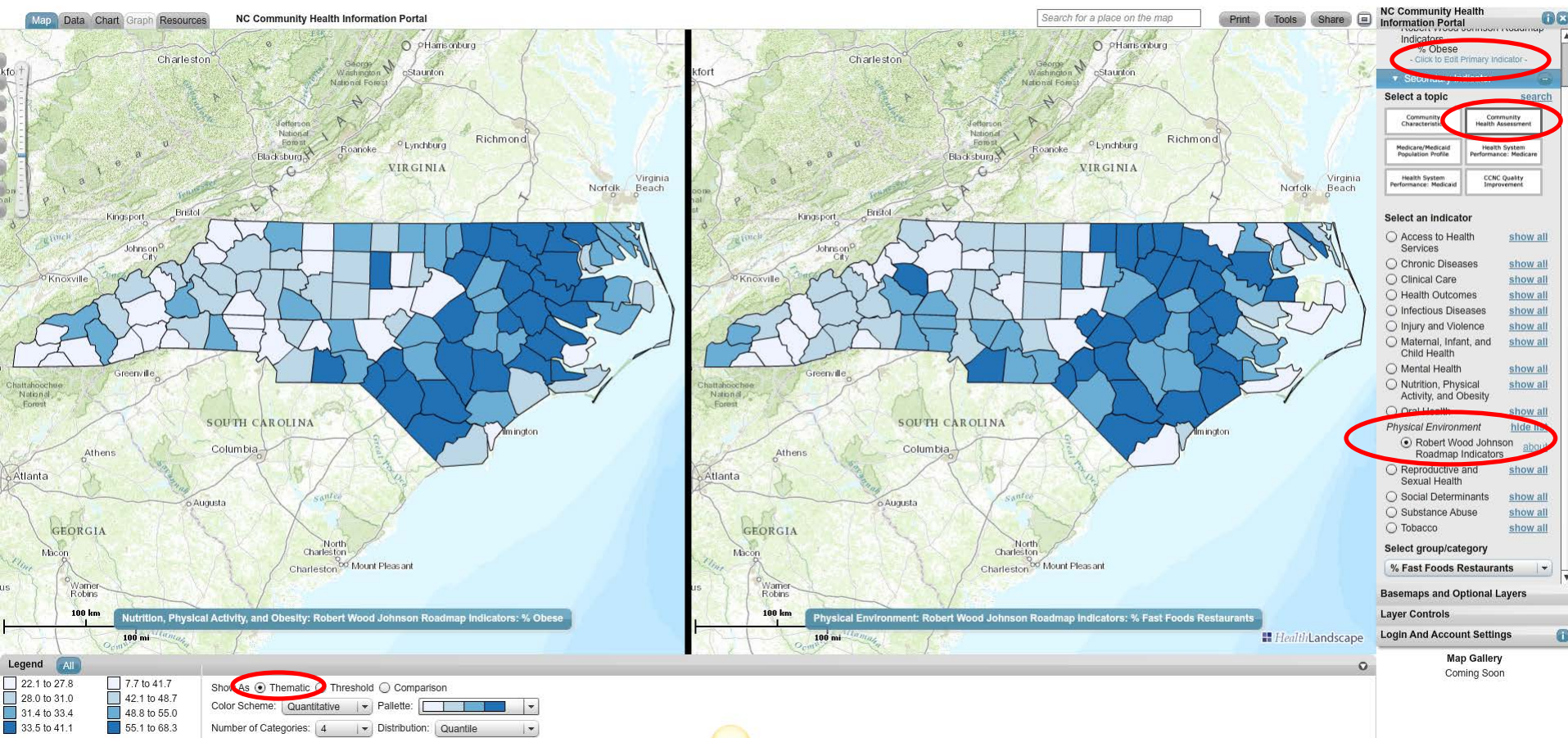
Map Gallery
Coming Soon

Chart

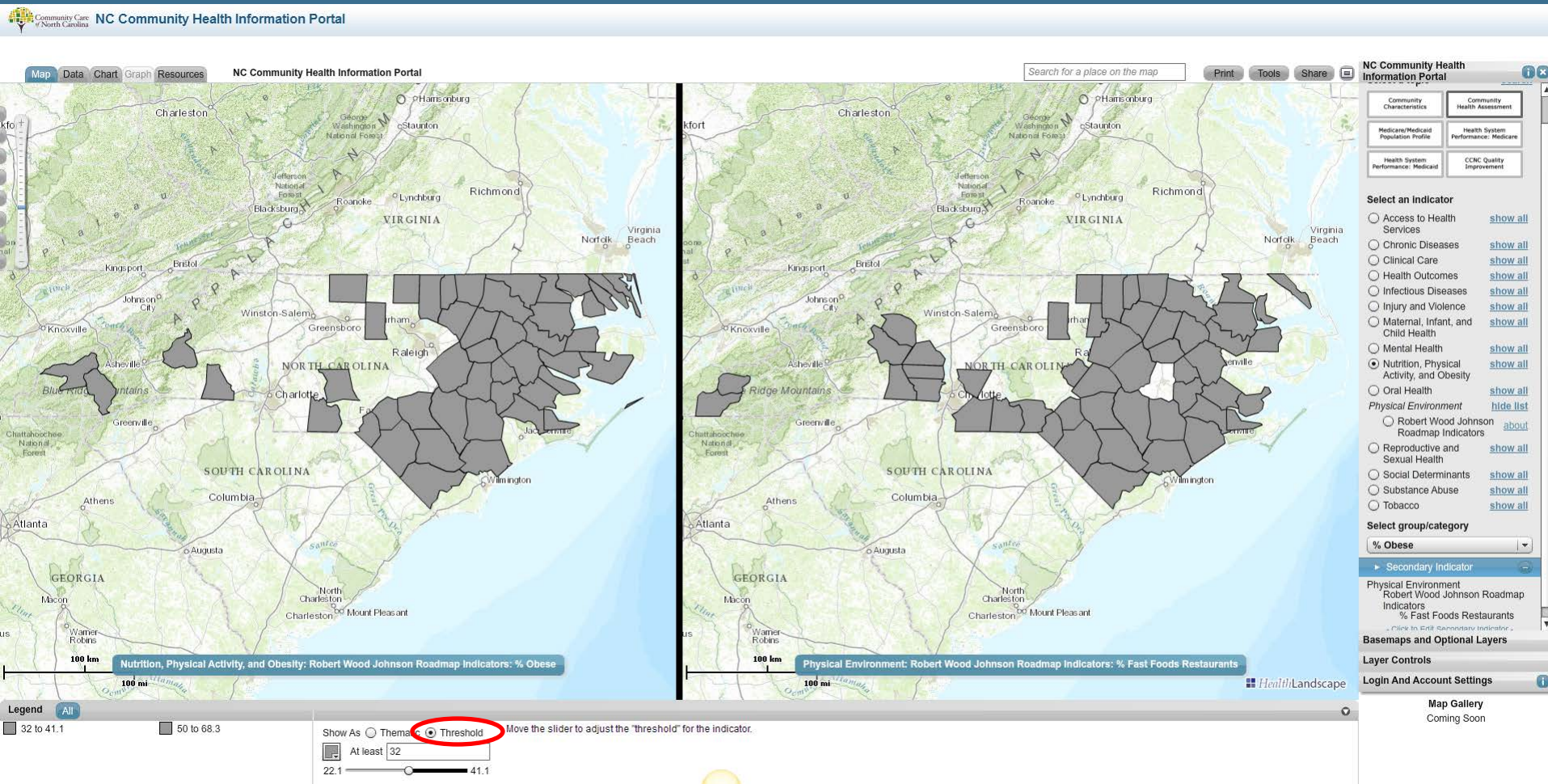
Average Monthly Medicaid Costs by County



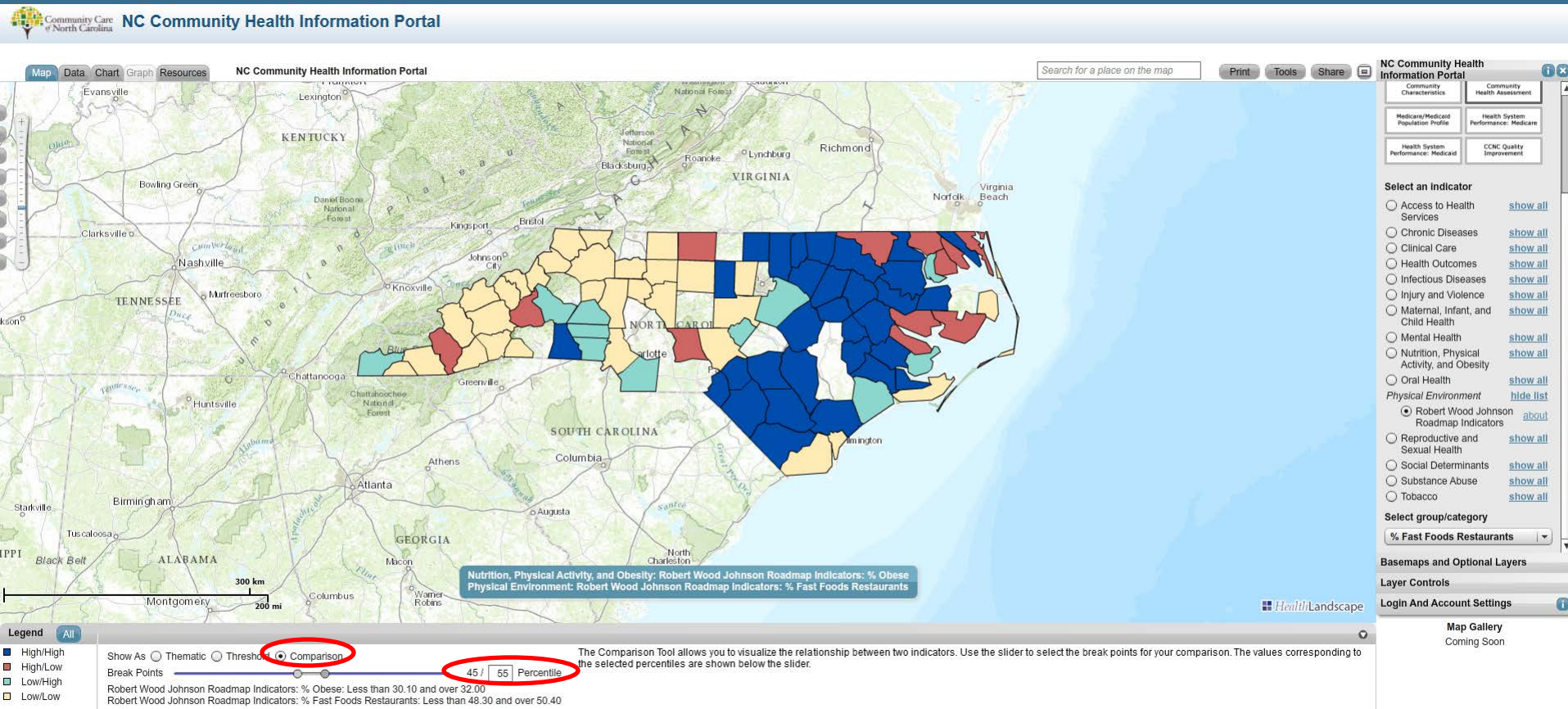
Percent Obesity and Preponderance of Fast Food Restaurants



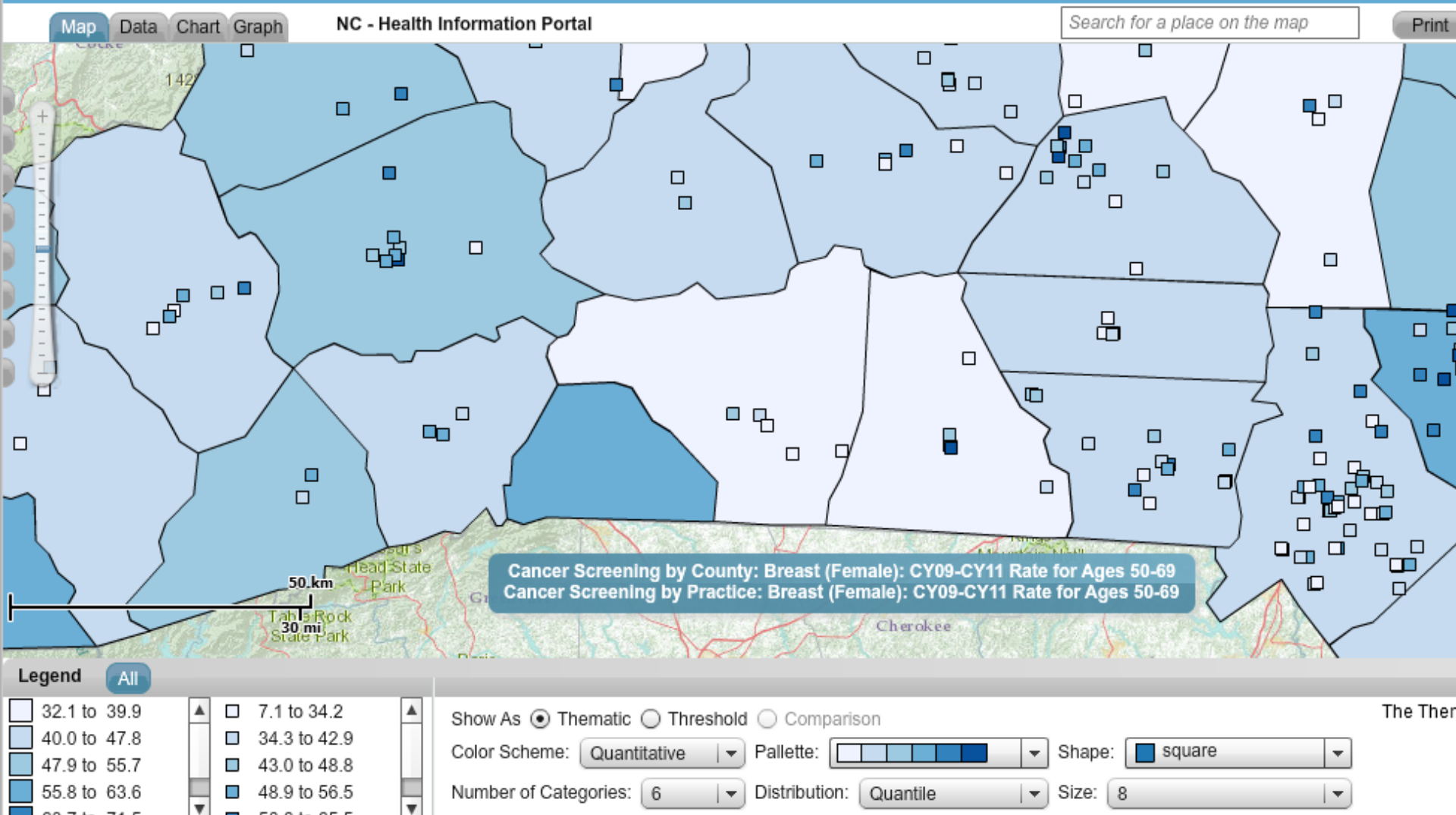
Percent Obesity and Preponderance of Fast Food Restaurants – Threshold



Percent Obesity and Preponderance of Fast Food Restaurants – Comparison



Practice-Level Variation in Breast Cancer Screening Rates



Training Program is Key

- ▶ Users need guidance on operating these complex mapping tools and an understanding of how to interpret the data.
- ▶ In-Person Trainings
- ▶ Webinars
- ▶ Online Training and Support Materials

Resources

Welcome to the North Carolina Community Health Information Portal

For an introduction to the NC-HIP site, including how to use the NC-HIP interface, please explore the resources listed on this page.

Guide to the tool buttons:

Community Characteristics: General demographic and economic information for North Carolina by county
Community Health Assessment: Healthy People 2020 and Healthy NC 2020, and RWJF County Health Ranking Indicators
Medicaid/Medicare Population Profile: Medicare and Medicaid demographics and disease burden
Health System Performance: Medicare: Medicare costs and utilization by hospital referral region
Health System Performance: Medicaid: Medicaid cost and utilization by county and key performance indicators by county and practice
CCNC Quality Improvement: CCNC quality measurement and feedback by county and practice.

Other useful documents:

The [NC-HIP QuickStart Guide](#) (pdf) provides a brief introduction to the NC-HIP tool. It walks the user through generating maps, doing comparisons and exporting and printing maps.
The [Frequently Asked Questions](#) (pdf) provides a few of the most commonly asked questions and brief answers to help users understand the portal's functionality.
The [Glossary and Acronym Guide](#) (pdf) provides definitions for the terminology and acronyms used in the portal.
The [NC-HIP List of All Indicators](#) (pdf) provides a categorized list of every indicator currently displayed in the portal with sources, years and URLs to use for additional information.
The [QMAF Data Dictionary](#) (pdf) provides detailed definitions of how the Quality Measurement and Feedback measures are calculated.

This portal is a work-in-progress, and we appreciate any questions, comments or feedback you have about the functionality, ease of use and included indicators. If you have specific questions or feedback, please email nc-hip@n3cn.org

If you would like to learn more about accessing the portal and using the available data, please join us for an upcoming webinar which will provide a walk-through of the website and give users experience in creating useful and meaningful maps.

The next upcoming webinar: TBD.

Primary Indicator

Select a topic [search](#)

Community Characteristics	Community Health Assessment
Medicare/Medicaid Population Profile	Health System Performance: Medicare
Health System Performance: Medicaid	CCNC Quality Improvement

Select an indicator

- ☐ Access to Health Services [show all](#)
- ☐ Chronic Diseases [show all](#)
- ☐ Clinical Care [show all](#)
- ☐ Health Outcomes [show all](#)
- ☐ Infectious Diseases [show all](#)
- ☐ Injury and Violence [show all](#)
- ☐ Maternal, Infant, and Child Health [show all](#)
- ☐ Mental Health [show all](#)
- ☒ Nutrition, Physical Activity, and Obesity [show all](#)
- ☐ Oral Health [show all](#)
- [Physical Environment](#) [hide list](#)
 - ☐ Robert Wood Johnson Roadmap Indicators [about](#)
- ☐ Reproductive and Sexual Health [show all](#)
- ☐ Social Determinants [show all](#)
- ☐ Substance Abuse [show all](#)
- ☐ Tobacco [show all](#)

Select group/category

% Obese

Secondary Indicator

secondary indicator only available on map

Basemaps and Optional Layers

Layer Controls

Login And Account Settings

Map Gallery
Coming Soon

About the data

Conclusions

- ▶ The North Carolina Health Information Portal has allowed users to visualize data in ways that they have never been able to do before
- ▶ It helps networks see where there are wide variations in quality measures to help identifying potential areas of additional resources.
- ▶ Makes the data more compelling and facilitates discussions that can help lead to healthier communities across the state of North Carolina.

Future Work

- ▶ Phase III is underway and brings more streamlined updating of the data.
- ▶ Cascading geographies with filtering options based upon age, race, gender.
- ▶ Improved training and dissemination
- ▶ Additional functionality

Thank you!

North Carolina Health Information Portal
<https://www.communitycarenc.org/nc-hip/>

Sean C. Finnegan
sfinnegan@aafp.org